

PEB-CW-A-SL-UNV-120/277

VISIT [A-N-D.COM](https://www.a-n-d.com) FOR 3D MODELS INCLUDING REVIT/IES.

DESCRIPTION

Pebble celebrates the beautiful qualities of stones while enabling the individual to extract their own collection.

TYPE

Ceiling/Wall


DIMENSIONS

- **A:** 30.5 x 21 x 18cm / 12" x 8.25" x 7"
- **B:** 34.5 x 22 x 12.5cm / 13.5" x 8.75" x 5"
- **C:** 23 x 20 x 10cm / 9" x 7.75" x 4"
- **D:** 20 x 19 x 10cm / 7.75" x 7.5" x 4"

TECHNICAL INFORMATION

- Input Voltage: 110–277V, 220–240V
- Lamping: Integral 9W 2700K LED 90+ CRI, 50,000 hours
- Lumens: 622 lumens delivered (pearl glass)
- Power Supply: TRIAC/0-10V, DALI

COLOUR TEMPERATURE OPTIONS



CERTIFICATIONS



* APPLICATION: DRY INDOOR LOCATION ONLY

MATERIALS


- Glass
- Aluminum

FINISHES

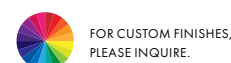


Glass is hand blown, variations in form, colour and size may occur.

CANOPY FINISH



SATIN METAL

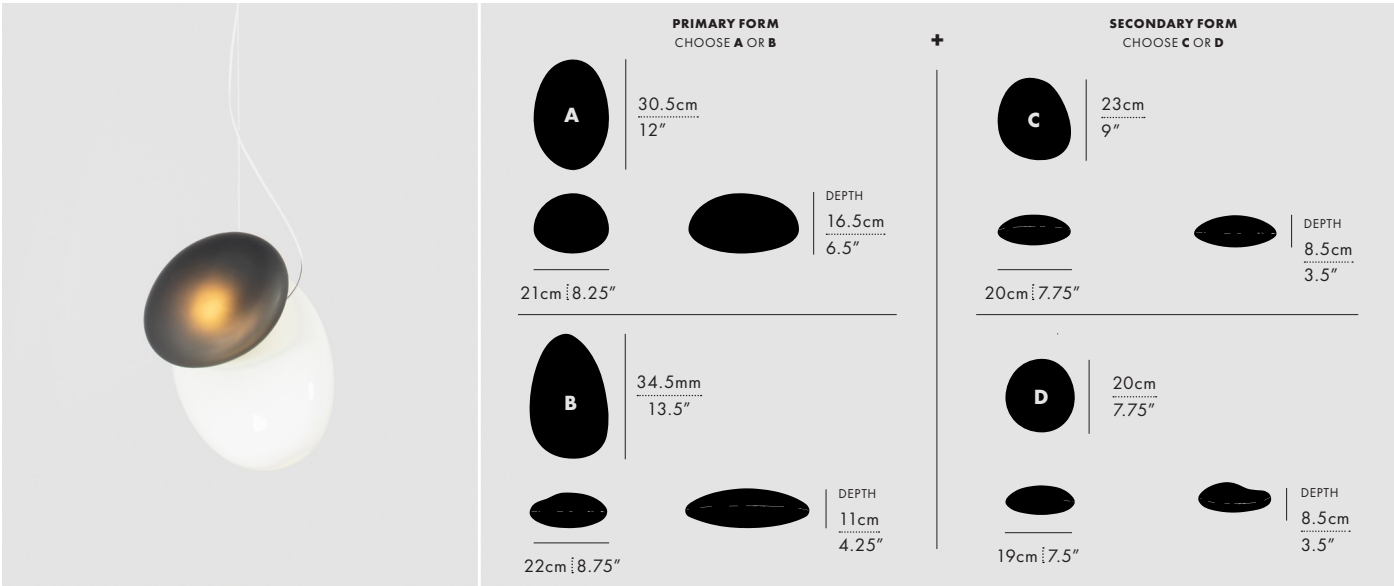


SERIES	TYPE	SIZE	FINISH	PS	VOLTAGE IN
PEB	CW	<input type="checkbox"/> A	<input type="checkbox"/> PL (PEARL)	<input type="checkbox"/> UNV	<input type="checkbox"/> 120/277
		<input type="checkbox"/> B	<input type="checkbox"/> CI (CITRINE)	<input type="checkbox"/> DALI	<input type="checkbox"/> 230
		<input type="checkbox"/> C	<input type="checkbox"/> SL (SLATE)		
		<input type="checkbox"/> D			

PEBBLE – P

PENDANT / DESIGNER: LUKAS PEET / 2019

A-N-D
MANUFACTURED IN CANADA
A-N-D.COM



PEB-P-A-PL-C-SL-UNV-120/277

VISIT **A-N-D.COM** FOR 3D MODELS INCLUDING REVIT/IES.

DESCRIPTION

Pebble celebrates the beautiful qualities of stones while enabling the individual to extract their own collection.

TYPE

Pendant


DIMENSIONS

- **A:** 30.5 x 21 x 16.5cm / 12" x 8.25" x 6.5"
- **B:** 34.5 x 22 x 11cm / 13.5" x 8.75" x 4.25"
- **C:** 23 x 20 x 8.5cm / 9" x 7.75" x 3.5"
- **D:** 20 x 19 x 8.5cm / 7.75" x 7.5" x 3.5"
- Adjustable drop length: 243cm / 96"

TECHNICAL INFORMATION

- Input Voltage: 110–277V, 220–240V
- Lamping: Integral 14W 2700K LED 90+ CRI, 50,000 hours
- Lumens: 1038 lumens delivered (pearl glass)
- Power Supply: TRIAC/0-10V, DALI

COLOUR TEMPERATURE OPTIONS



CERTIFICATIONS



* APPLICATION: DRY INDOOR LOCATION ONLY

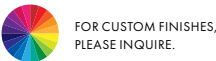
MATERIALS

- Glass
- Aluminum

FINISHES



Glass is hand blown, variations in form, colour and size may occur.

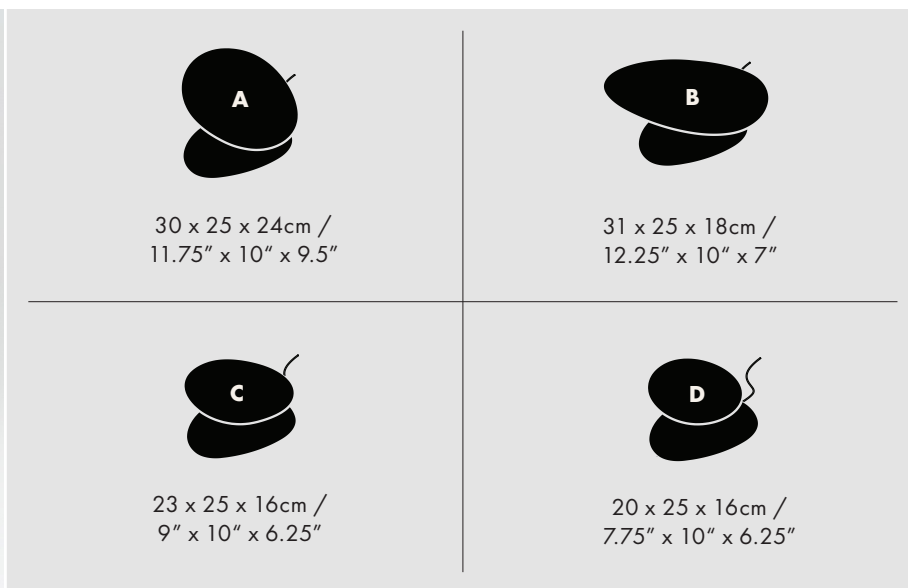


SERIES	TYPE	PRIMARY	SECONDARY	PS	VOLTAGE IN
PEB	P	<input type="checkbox"/> A – PL (PEARL)	<input type="checkbox"/> C – PL (PEARL)	<input type="checkbox"/> UNV	<input type="checkbox"/> 120/277
		<input type="checkbox"/> A – SL (SLATE)	<input type="checkbox"/> C – SL (SLATE)	<input type="checkbox"/> DAL	<input type="checkbox"/> 230
		<input type="checkbox"/> A – CI (CITRINE)	<input type="checkbox"/> C – CI (CITRINE)		
		<input type="checkbox"/> B – PL (PEARL)	<input type="checkbox"/> D – PL (PEARL)		
		<input type="checkbox"/> B – SL (SLATE)	<input type="checkbox"/> D – SL (SLATE)		
		<input type="checkbox"/> B – CI (CITRINE)	<input type="checkbox"/> D – CI (CITRINE)		





PEB-T-B-SL-120



VISIT [A-N-D.COM](https://a-n-d.com) FOR 3D MODELS INCLUDING REVIT/IES.

DESCRIPTION

Pebble celebrates the beautiful qualities of stones while enabling the individual to extract their own collection.

TYPE

Table


DIMENSIONS

- **A:** 30 x 25 x 24cm / 11.75" x 10" x 9.5"
- **B:** 31 x 25 x 18cm / 12.25" x 10" x 7"
- **C:** 23 x 25 x 16cm / 9" x 10" x 6.25"
- **D:** 20 x 25 x 16cm / 7.75" x 10" x 6.25"

TECHNICAL INFORMATION

- Lamping:
Integral 9W 2700K LED
90+ CRI, 50,000 hours
- Lumens:
622 lumens delivered (pearl glass)
- Controls:
Hand dimmer switch included

COLOUR TEMPERATURE OPTIONS



CERTIFICATIONS



* APPLICATION: DRY INDOOR LOCATION ONLY

MATERIALS

- Glass
- Aluminum
- Concrete

FINISHES



Glass is hand blown, variations in form, colour and size may occur.



FOR CUSTOM FINISHES,
PLEASE INQUIRE.

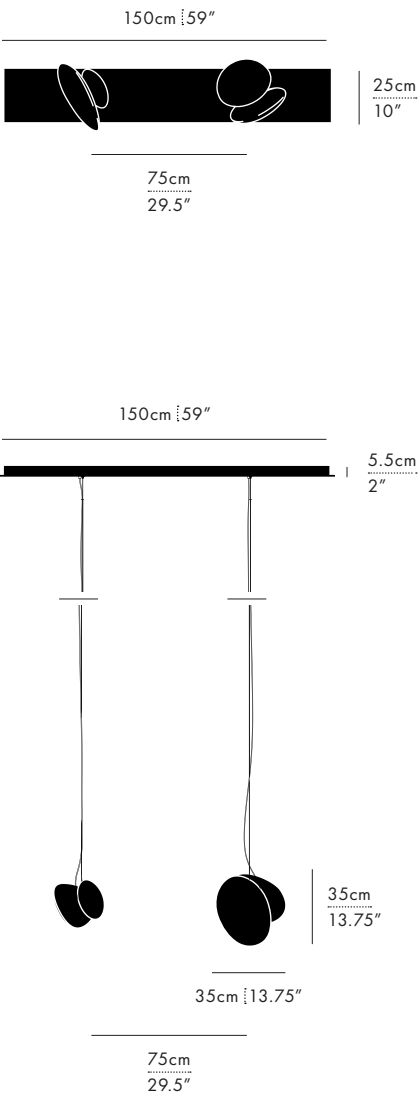
SERIES	TYPE	SIZE	FINISH	VOLTAGE IN
PEB	T	<input type="checkbox"/> A	<input type="checkbox"/> PL (PEARL)	<input type="checkbox"/> 120
		<input type="checkbox"/> B	<input type="checkbox"/> CI (CITRINE)	<input type="checkbox"/> 230
		<input type="checkbox"/> C	<input type="checkbox"/> SL (SLATE)	
		<input type="checkbox"/> D		

PEBBLE LINEAR CANOPY

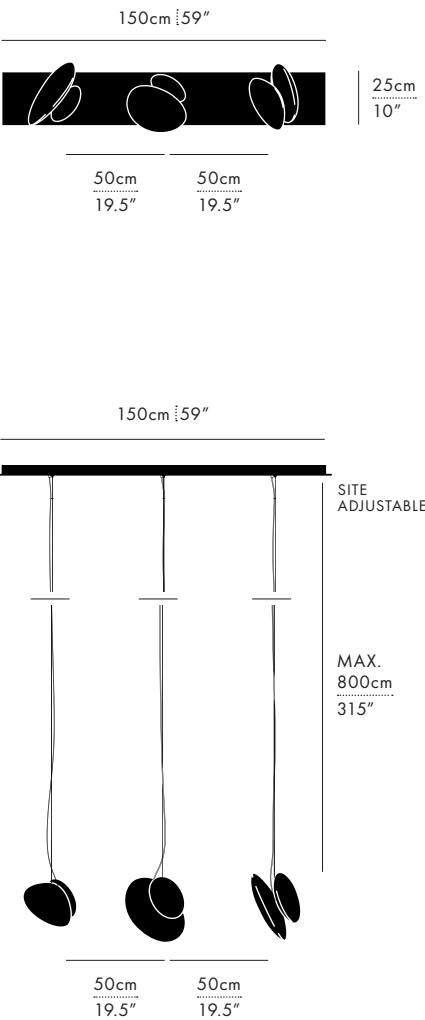
PENDANT / DESIGNER: LUKAS PEET / 2021

A-N-D
MANUFACTURED IN CANADA
A-N-D.COM

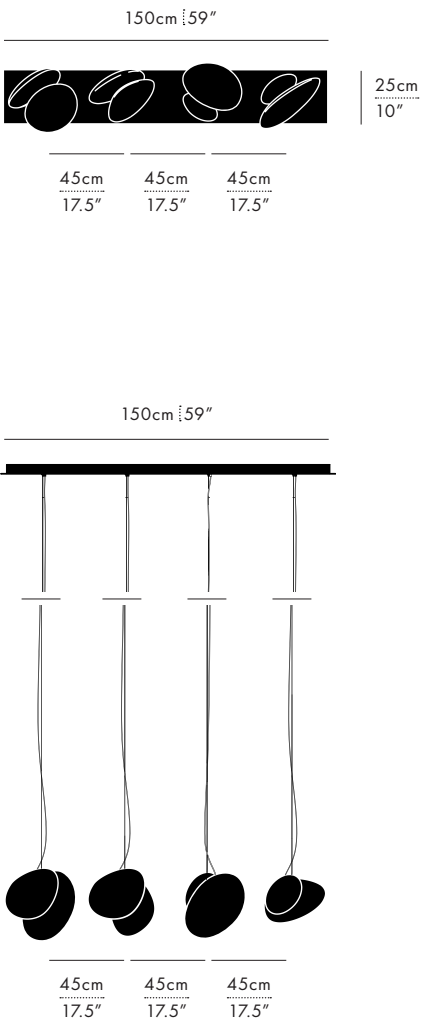
LINEAR 2



LINEAR 3



LINEAR 4



*APPROXIMATE DIMENSIONS

VISIT [A-N-D.COM](https://a-n-d.com) FOR 3D MODELS INCLUDING REVIT/IES.

CUSTOM AVAILABLE

Pebble Linear Canopy can be expanded further than the shown options.
For custom arrangements and special projects, please contact info@a-n-d.com

CANOPY FINISHES



SERIES	MODEL	TYPE	GLASS FINISH	CANOPY FINISH	PS	VOLTAGE IN
PEB	<input type="checkbox"/> LIN-2	P	<input type="checkbox"/> PL (ALL PEARL)	<input type="checkbox"/> WH (WHITE SANDTEX)	<input type="checkbox"/> UNV	<input type="checkbox"/> 120/277
	<input type="checkbox"/> LIN-3		<input type="checkbox"/> SL (ALL SLATE)	<input type="checkbox"/> BK (BLACK SANDTEX)	<input type="checkbox"/> DAL	<input type="checkbox"/> 230
	<input type="checkbox"/> LIN-4		<input type="checkbox"/> CI (ALL CITRINE)	<input type="checkbox"/> SM (SATIN METAL)		
			<input type="checkbox"/> AS (ASSORTED)			




PEBBLE CHANDELIER 3 – P

PENDANT / DESIGNER: LUKAS PEET / 2021

A-N-D

MANUFACTURED IN CANADA

A-N-D.COM



PEB-CHA-3-P-HE-AS-SM-300-UNV-120/277

VISIT [A-N-D.COM](https://www.a-n-d.com) FOR 3D MODELS INCLUDING REVIT/IES.

DESCRIPTION

Exquisite compositions of Pebble Pendants create radiant chandeliers emphasizing range and grandeur as they inhabit a space.

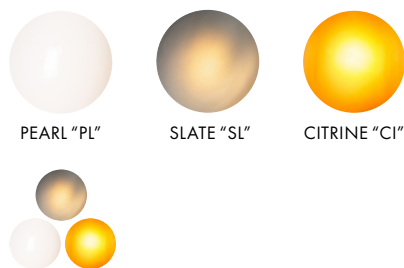
TYPE

Pendant Chandelier

PENDANT DIMENSIONS

- Ø 35cm / 13.75"
- Weight: 5kg / 11lbs

GLASS FINISHES




ASSORTED "AS"

Glass is hand blown, variations in form, colour and size may occur.

TECHNICAL INFORMATION

- Input Voltage:
110–277V, 220–240V
- Lamping:
3 x Integral 14W 2700K LED
90+ CRI, 50,000 hours
- Lumens:
3 x 1038 lumens delivered (pearl glass)
- Power Supply:
TRIAC/0-10V, DALI

COLOUR TEMPERATURE



CERTIFICATIONS



* APPLICATION: DRY INDOOR LOCATION ONLY

MATERIALS

- Glass
- Aluminum

CANOPY DIMENSIONS

- Ø 69cm / 27"
- Canopy weight: 11kg / 25lbs
- Hang weight: 26kg / 58lbs

CANOPY FINISHES



WHITE (WH) BLACK (BK) SATIN METAL (SM)



FOR CUSTOM FINISHES,
PLEASE INQUIRE.

CUSTOM AVAILABLE

Pebble Chandelier can be expanded further than the shown options.
For custom arrangements and special projects, please contact info@a-n-d.com



PEBBLE CHANDELIER 3 – P

PENDANT / DESIGNER: LUKAS PEET / 2021

A-N-D

MANUFACTURED IN CANADA

A-N-D.COM

HELIX

☐ PEB-CHA-3-P-HE- - - - -



69cm : 27"

61cm:24"

CLEINT
SPECIFIED
DROP
_____ **CM**
(MAX. 800cm)

MAX.
680cm

268"

MIN.
120cm


47.25"

SERIES	MODEL	TYPE	ARRANGEMENT	GLASS FINISH	CANOPY FINISH	SPECIFIED DROP	PS	VOLTAGE IN
PEB	CHA-3	P	<input type="checkbox"/> HE (HELIX)	<input type="checkbox"/> PL (ALL PEARL)	<input type="checkbox"/> WH (WHITE SANDEX)	<input type="checkbox"/> _____ CM	<input type="checkbox"/> UNV	<input type="checkbox"/> 120/277
				<input type="checkbox"/> SL (ALL SLATE)	<input type="checkbox"/> BK (BLACK SANDEX)	(please specify drop	<input type="checkbox"/> DAL	<input type="checkbox"/> 230
				<input type="checkbox"/> CI (ALL CITRINE)	<input type="checkbox"/> SM (SATIN METAL)	height in centimeters)		
				<input type="checkbox"/> AS (ASSORTED)				

PEBBLE CHANDELIER 4 – P

PENDANT / DESIGNER: LUKAS PEET / 2021

A-N-D
MANUFACTURED IN CANADA
A-N-D.COM



PEB-CHA-3-P-HE-AS-SM-300-UNV-120/277

VISIT [A-N-D.COM](https://www.a-n-d.com) FOR 3D MODELS INCLUDING REVIT/IES.

DESCRIPTION

Exquisite compositions of Pebble Pendants create radiant chandeliers emphasizing range and grandeur as they inhabit a space.

TYPE

Pendant Chandelier

PENDANT DIMENSIONS

- Ø 35cm / 13.75"
- Weight: 5kg / 11lbs

GLASS FINISHES




ASSORTED "AS"

Glass is hand blown, variations in form, colour and size may occur.

TECHNICAL INFORMATION

- Input Voltage: 110–277V, 220–240V
- Lamping: 4 x Integral 14W 2700K LED 90+ CRI, 50,000 hours
- Lumens: 4 x 1038 lumens delivered (pearl glass)
- Power Supply: TRIAC/0-10V, DALI

COLOUR TEMPERATURE



CERTIFICATIONS



* APPLICATION: DRY INDOOR LOCATION ONLY

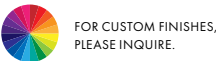

MATERIALS

- Glass
- Aluminum

CANOPY DIMENSIONS

- Ø 69cm / 27"
- Canopy weight: 11kg / 25lbs
- Hang weight: 31kg / 69lbs

CANOPY FINISHES



CUSTOM AVAILABLE

Pebble Chandelier can be expanded further than the shown options.
For custom arrangements and special projects, please contact info@a-n-d.com



PEBBLE CHANDELIER 4 – P

PENDANT / DESIGNER: LUKAS PEET / 2021

A-N-D

MANUFACTURED IN CANADA

A-N-D.COM

HELIX

☐ PEB-CHA-4-P-HE-_-_-_-_-_-



69cm:27"

61cm:24"

CLEINT
SPECIFIED
DROP
----- **CM**
(MAX. 800cm)

(MAX. 800cm)

DOUBLE HELIX

☐ PEB-CHA-4-P-DH- - - - -



69cm:27"

61cm:24"

CLEINT
SPECIFIED
DROP
_____ **CM**
(MAX. 800cm)

(MAX. 800cm)

MAX.
640cm

252"

MIN.
160cm

63"

MIN.
40cm
.....
15.75"

CLUSTER☐ PEB-CHA-4-P-CL- - - - -

69cm:27"

61cm:24"

CLEINT
SPECIFIED
DROP
----- **CM**
(MAX. 800cm)

(MAX. 800cm)

MAX.
700cm
.....
275"

MIN.
100cm
.....
39.5"

MAX.
640cm

252"

MIN.
160cm
63"

MIN.
40cm

15.75

SERIES	MODEL	TYPE	ARRANGEMENT	GLASS FINISH	CANOPY FINISH	SPECIFIED DROP	PS	VOLTAGE IN
PEB	CHA-4	P	<input type="checkbox"/> HE (HELIX)	<input type="checkbox"/> PL (ALL PEARL)	<input type="checkbox"/> WH (WHITE SANDTEX)	<input type="checkbox"/> _____ CM	<input type="checkbox"/> UNV	<input type="checkbox"/> 120/277
			<input type="checkbox"/> DH (DOUBLE HELIX)	<input type="checkbox"/> SL (ALL SLATE)	<input type="checkbox"/> BK (BLACK SANDTEX)	(please specify drop	<input type="checkbox"/> DAL	<input type="checkbox"/> 230
			<input type="checkbox"/> CL (CLUSTER)	<input type="checkbox"/> CI (ALL CITRINE)	<input type="checkbox"/> SM (SATIN METAL)	height in centimeters)		
			<input type="checkbox"/> AS (ASSORTED)					


PEBBLE CHANDELIER 5 – P

PENDANT / DESIGNER: LUKAS PEET / 2021

A-N-D

MANUFACTURED IN CANADA

A-N-D.COM



PEB-CHA-3-P-HE-AS-SM-300-UNV-120/277

VISIT [A-N-D.COM](https://www.a-n-d.com) FOR 3D MODELS INCLUDING REVIT/IES.

DESCRIPTION

Exquisite compositions of Pebble Pendants create radiant chandeliers emphasizing range and grandeur as they inhabit a space.

TYPE

Pendant Chandelier

PENDANT DIMENSIONS

- Ø 35cm / 13.75"
- Weight: 5kg / 11lbs

GLASS FINISHES



PEARL "PL"



SLATE "SL"



CITRINE "CI"




ASSORTED "AS"

Glass is hand blown, variations in form, colour and size may occur.

TECHNICAL INFORMATION

- Input Voltage:
110–277V, 220–240V
- Lamping:
5 x Integral 14W 2700K LED
90+ CRI, 50,000 hours
- Lumens:
5 x 1038 lumens delivered (pearl glass)
- Power Supply:
TRIAC/0-10V, DALI

COLOUR TEMPERATURE



CERTIFICATIONS



* APPLICATION: DRY INDOOR LOCATION ONLY

MATERIALS

- Glass
- Aluminum

CANOPY DIMENSIONS

- Ø 69cm / 27"
- Canopy weight: 11kg / 25lbs
- Hang weight: 36kg / 80lbs


CANOPY FINISHES



WHITE (WH)



BLACK (BK)



SATIN METAL (SM)



FOR CUSTOM FINISHES,
PLEASE INQUIRE.

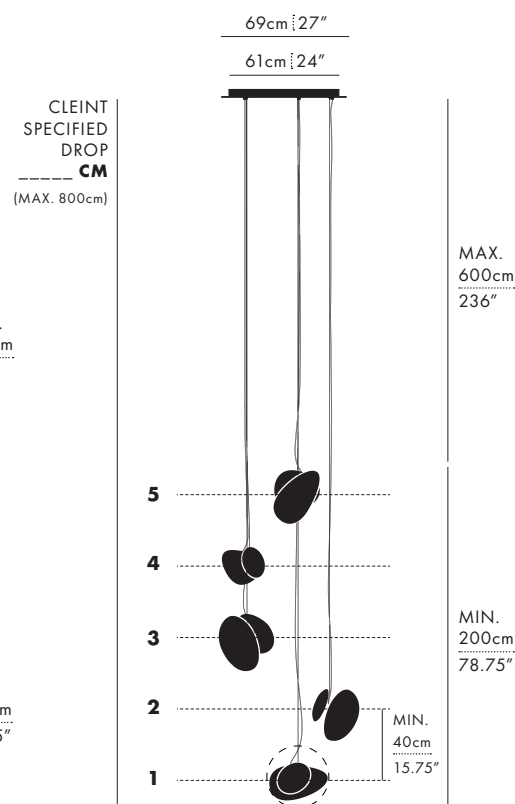
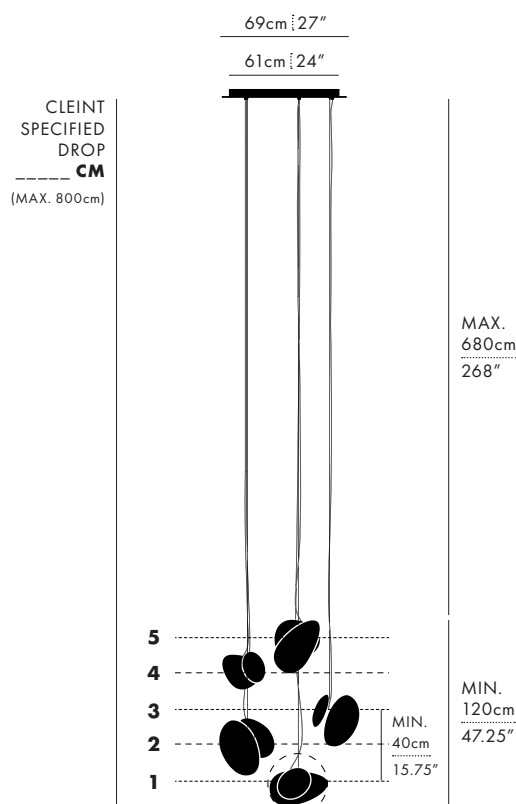
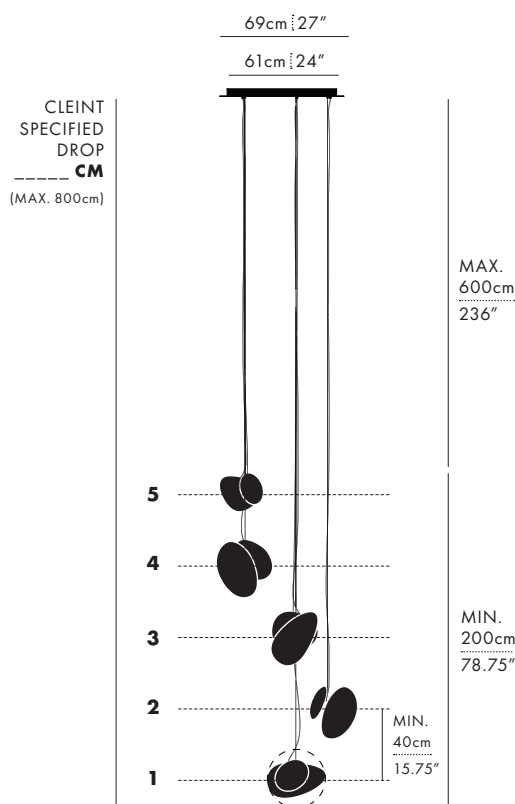
CUSTOM AVAILABLE

Pebble Chandelier can be expanded further than the shown options.
For custom arrangements and special projects, please contact info@a-n-d.com



PENDANT / DESIGNER: LUKAS PEET / 2021

A-N-D.COM


CLUSTER☐ PEB-CHA-5-P-CL- - - - -

SERIES	MODEL	TYPE	ARRANGEMENT	GLASS FINISH	CANOPY FINISH	SPECIFIED DROP	PS	VOLTAGE IN
PEB	CHA-5	P	<input type="checkbox"/> HE (HELIX)	<input type="checkbox"/> PL (ALL PEARL)	<input type="checkbox"/> WH (WHITE SANDEXTM)	<input type="checkbox"/> _____ CM	<input type="checkbox"/> UNV	<input type="checkbox"/> 120/277
			<input type="checkbox"/> DH (DOUBLE HELIX)	<input type="checkbox"/> SL (ALL SLATE)	<input type="checkbox"/> BK (BLACK SANDEXTM)	(please specify drop	<input type="checkbox"/> DAL	<input type="checkbox"/> 230
			<input type="checkbox"/> CL (CLUSTER)	<input type="checkbox"/> CI (ALL CITRINE)	<input type="checkbox"/> SM (SATIN METAL)	height in centimeters)		
			<input type="checkbox"/> AS (ASSORTED)					

PEBBLE CHANDELIER 6 – P

PENDANT / DESIGNER: LUKAS PEET / 2021

A-N-D
MANUFACTURED IN CANADA
A-N-D.COM



PEB-CHA-3-P-HE-AS-SM-300-UNV-120/277

VISIT [A-N-D.COM](https://www.a-n-d.com) FOR 3D MODELS INCLUDING REVIT/IES.

DESCRIPTION

Exquisite compositions of Pebble Pendants create radiant chandeliers emphasizing range and grandeur as they inhabit a space.

TYPE

Pendant Chandelier

PENDANT DIMENSIONS

- Ø 35cm / 13.75"
- Weight: 5kg / 11lbs

GLASS FINISHES




ASSORTED "AS"

Glass is hand blown, variations in form, colour and size may occur.

TECHNICAL INFORMATION

- Input Voltage: 110–277V, 220–240V
- Lamping: 6 x Integral 14W 2700K LED 90+ CRI, 50,000 hours
- Lumens: 6 x 1038 lumens delivered (pearl glass)
- Power Supply: TRIAC/0-10V, DALI

COLOUR TEMPERATURE



CERTIFICATIONS



* APPLICATION: DRY INDOOR LOCATION ONLY

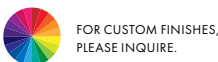
MATERIALS

- Glass
- Aluminum

CANOPY DIMENSIONS

- Ø 69cm / 27"
- Canopy weight: 11kg / 25lbs
- Hang weight: 41kg / 91lbs

CANOPY FINISHES



FOR CUSTOM FINISHES, PLEASE INQUIRE.

CUSTOM AVAILABLE

Pebble Chandelier can be expanded further than the shown options. For custom arrangements and special projects, please contact info@a-n-d.com



PENDANT / DESIGNER: LUKAS PEET / 2021

A-N-D.COM

CLUSTER☐ PEB-CHA-6-P-CL- - - - -

(MAX. 800cm)

MAX.
560cm
.....
220.5"

MIN.
240cm

94.5"

MIN.
40cm
.....
15.75"

CLEINT
SPECIFIED
DROP
_____ **CM**
(MAX 800cm)

(max. 30)

SPR

(MAX)

MAX.
660cm
.....
260"

MIN.
140cm
55"

MIN.
40cm
.....
15.75"

CLEINT
SPECIFIED
DROP
----- **CM**
(MAX 800cm)

(max. 500cm)

•
m



MAX.
560cm
.....
220.5"

MIN.
240cm
.....
94.5"

MIN.
40cm
.....
15.75'

2/2

MODIFIED: 10/19/23
©2024 ANDSTUDIOS INC.
ALL RIGHTS RESERVED



1951 Franklin St
Vancouver, B.C.
Canada V5L 0C7

+1 604 563 6938
info@a-n-d.com
a-n-d.com

PEBBLE CHANDELIER 7 – P

PENDANT / DESIGNER: LUKAS PEET / 2021

A-N-D

MANUFACTURED IN CANADA

A-N-D.COM



PEB-CHA-3-P-HE-AS-SM-300-UNV-120/277

VISIT [A-N-D.COM](https://www.a-n-d.com) FOR 3D MODELS INCLUDING REVIT/IES.

DESCRIPTION

Exquisite compositions of Pebble Pendants create radiant chandeliers emphasizing range and grandeur as they inhabit a space.

TYPE

Pendant Chandelier

PENDANT DIMENSIONS

- Ø 35cm / 13.75"
- Weight: 5kg / 11lbs

GLASS FINISHES




ASSORTED "AS"

Glass is hand blown, variations in form, colour and size may occur.

TECHNICAL INFORMATION

- Input Voltage:
110–277V, 220–240V
- Lamping:
7 x Integral 14W 2700K LED
90+ CRI, 50,000 hours
- Lumens:
7 x 1038 lumens delivered (pearl glass)
- Power Supply:
TRIAC/0-10V, DALI

COLOUR TEMPERATURE



CERTIFICATIONS



* APPLICATION: DRY INDOOR LOCATION ONLY

MATERIALS

- Glass
- Aluminum

CANOPY DIMENSIONS

- Ø 96cm / 37.5"
- Canopy weight: 22kg / 49lbs
- Hang weight: 57kg / 126lbs

CANOPY FINISHES



WHITE (WH) BLACK (BK) SATIN METAL (SM)



FOR CUSTOM FINISHES,
PLEASE INQUIRE.

CUSTOM AVAILABLE

Pebble Chandelier can be expanded further than the shown options.
For custom arrangements and special projects, please contact info@a-n-d.com



PENDANT / DESIGNER: LUKAS PEET / 2021

A-N-D.COM

CLUSTER☐ PEB-CHA-7-P-CL- - - - -

MIN.
40cm
.....
15.75"

MIN.
40cm

15.75

MIN.
160cm
63"

MIN.
280cm
.....
110.25"

MIN.
40cm
.....
15.75

+1 604 563 6938
info@a-n-d.com
a-n-d.com

PEBBLE CHANDELIER 8 – P

PENDANT / DESIGNER: LUKAS PEET / 2021

A-N-D

MANUFACTURED IN CANADA

A-N-D.COM



PEB-CHA-3-P-HE-AS-SM-300-UNV-120/277

VISIT [A-N-D.COM](https://a-n-d.com) FOR 3D MODELS INCLUDING REVIT/IES.

DESCRIPTION

Exquisite compositions of Pebble Pendants create radiant chandeliers emphasizing range and grandeur as they inhabit a space.

TYPE

Pendant Chandelier

PENDANT DIMENSIONS

- Ø 35cm / 13.75"
- Weight: 5kg / 11lbs

GLASS FINISHES



PEARL "PL"

SLATE "SL"

CITRINE "CI"




ASSORTED "AS"

Glass is hand blown, variations in form, colour and size may occur.

TECHNICAL INFORMATION

- Input Voltage:
110–277V, 220–240V
- Lamping:
8 x Integral 14W 2700K LED
90+ CRI, 50,000 hours
- Lumens:
8 x 1038 lumens delivered (pearl glass)
- Power Supply:
TRIAC/0-10V, DALI

COLOUR TEMPERATURE



CERTIFICATIONS



* APPLICATION: DRY INDOOR LOCATION ONLY

MATERIALS

- Glass
- Aluminum

CANOPY DIMENSIONS

- Ø 96cm / 37.5"
- Canopy weight: 22kg / 49lbs
- Hang weight: 62kg / 137lbs

CANOPY FINISHES



WHITE (WH)

BLACK (BK)

SATIN METAL (SM)



FOR CUSTOM FINISHES,
PLEASE INQUIRE.

CUSTOM AVAILABLE

Pebble Chandelier can be expanded further than the shown options.

For custom arrangements and special projects, please contact info@a-n-d.com

PENDANT / DESIGNER: LUKAS PEET / 2021

A-N-D.COM

CLUSTER☐ PEB-CHA-8-P-CL- - - - -

96cm:37.8"

88m:34.6"

CM

(MAX. 800cm)

8
7
6
5
4
3
2
1

MIN.
40cm

15.75"

520cm **CM**

205" (MAX. 800cm)

MIN.
280cm
.....
110"



96cm : 37.8"

88m:34.6"

8
7
6
5
4
3
2
1

MIN.
- 40cm

15.75

CM

(MAX. 800cm)

MAX.
620cm
244"

MIN.
180cm
70.75"



96cm:37.8"

88m:34.6"

CM

(MAX. 800cm)

- 8
- 7
- 6
- 5
- 4
- 3
- 2
- 1

MIN.
40cm

15.75'

MAX.
520cm
.....
205"

MIN.
280cm
.....
110"

2/2

MODIFIED: 10/19/23
©2024 ANDSTUDIOS INC.
ALL RIGHTS RESERVED



1951 Franklin St
Vancouver, B.C.
Canada V5L 0C7

+1 604 563 6938
info@a-n-d.com
a-n-d.com

PEBBLE CHANDELIER 9 – P

PENDANT / DESIGNER: LUKAS PEET / 2021

A-N-D

MANUFACTURED IN CANADA

A-N-D.COM



PEB-CHA-3-P-HE-AS-SM-300-UNV-120/277

VISIT [A-N-D.COM](https://www.a-n-d.com) FOR 3D MODELS INCLUDING REVIT/IES.

DESCRIPTION

Exquisite compositions of Pebble Pendants create radiant chandeliers emphasizing range and grandeur as they inhabit a space.

TYPE

Pendant Chandelier

PENDANT DIMENSIONS

- Ø 35cm / 13.75"
- Weight: 5kg / 11lbs

GLASS FINISHES



PEARL "PL"

SLATE "SL"

CITRINE "CI"




ASSORTED "AS"

Glass is hand blown, variations in form, colour and size may occur.

TECHNICAL INFORMATION

- Input Voltage:
110–277V, 220–240V
- Lamping:
9 x Integral 14W 2700K LED
90+ CRI, 50,000 hours
- Lumens:
9 x 1038 lumens delivered (pearl glass)
- Power Supply:
TRIAC/0-10V, DALI

COLOUR TEMPERATURE



CERTIFICATIONS



* APPLICATION: DRY INDOOR LOCATION ONLY

MATERIALS

- Glass
- Aluminum

CANOPY DIMENSIONS

- Ø 96cm / 37.5"
- Canopy weight: 22kg / 49lbs
- Hang weight: 67kg / 148lbs

CANOPY FINISHES



WHITE (WH)

BLACK (BK)

SATIN METAL (SM)



FOR CUSTOM FINISHES,
PLEASE INQUIRE.

CUSTOM AVAILABLE

Pebble Chandelier can be expanded further than the shown options.
For custom arrangements and special projects, please contact info@a-n-d.com



PEBBLE CHANDELIER 9 – P

PENDANT / DESIGNER: LUKAS PEET / 2021

A-N-D
MANUFACTURED IN CANADA
A-N-D.COM

HELIX

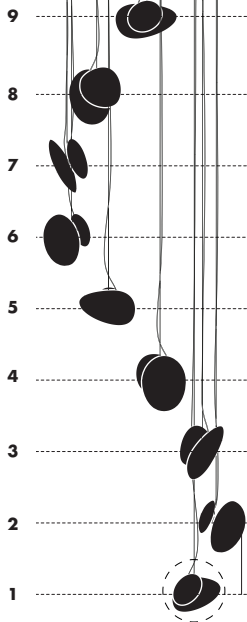
☐ PEB-CHA-9-P-HE- - - - -



96cm | 37.8"

88cm | 34.6"

CLEINT
SPECIFIED
DROP
_____ CM
(MAX. 800cm)



MAX. 440cm
173.25"
CLEINT
SPECIFIED
DROP
_____ CM
(MAX. 800cm)

MIN. 360cm
141.75"

MIN. 40cm
15.75"

DOUBLE HELIX

☐ PEB-CHA-9-P-DH- - - - -

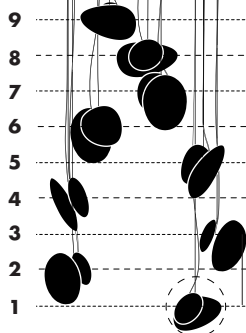


96cm | 37.8"

88cm | 34.6"

MAX. 600cm
236.25"

MIN. 200cm
78.75"



MIN. 40cm
15.75"

CLUSTER

☐ PEB-CHA-9-P-CL- - - - -

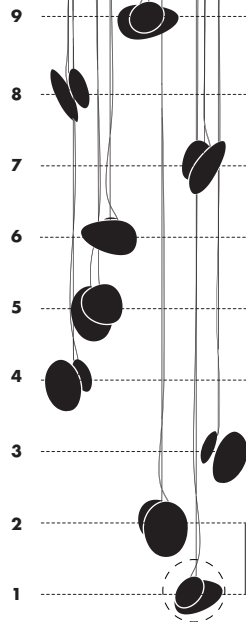


96cm | 37.8"

88cm | 34.6"

MAX. 440cm
173.25"

MIN. 360cm
141.75"



MIN. 40cm
15.75"

SERIES	MODEL	TYPE	ARRANGEMENT	GLASS FINISH	CANOPY FINISH	SPECIFIED DROP	PS	VOLTAGE IN
PEB	CHA-9	P	<input type="checkbox"/> HE (HELIX) <input type="checkbox"/> DH (DOUBLE HELIX) <input type="checkbox"/> CL (CLUSTER)	<input type="checkbox"/> PL (ALL PEARL) <input type="checkbox"/> SL (ALL SLATE) <input type="checkbox"/> CI (ALL CITRINE) <input type="checkbox"/> AS (ASSORTED)	<input type="checkbox"/> WH (WHITE SANDEXT) <input type="checkbox"/> BK (BLACK SANDEXT) <input type="checkbox"/> SM (SATIN METAL)	<input type="checkbox"/> _____ CM (please specify drop height in centimeters)	<input type="checkbox"/> UNV <input type="checkbox"/> DAL	<input type="checkbox"/> 120/277 <input type="checkbox"/> 230



PEBBLE CHANDELIER 12 – P

PENDANT / DESIGNER: LUKAS PEET / 2021

A-N-D

MANUFACTURED IN CANADA

A-N-D.COM



PEB-CHA-3-P-HE-AS-SM-300-UNV-120/277

VISIT [A-N-D.COM](https://a-n-d.com) FOR 3D MODELS INCLUDING REVIT/IES.

DESCRIPTION

Exquisite compositions of Pebble Pendants create radiant chandeliers emphasizing range and grandeur as they inhabit a space.

TYPE

Pendant Chandelier

PENDANT DIMENSIONS

- Ø 35cm / 13.75"
- Weight: 5kg / 11lbs

GLASS FINISHES



PEARL "PL"

SLATE "SL"

CITRINE "CI"




ASSORTED "AS"

Glass is hand blown, variations in form, colour and size may occur.

TECHNICAL INFORMATION

- Input Voltage:
110–277V, 220–240V
- Lamping:
12 x Integral 14W 2700K LED
90+ CRI, 50,000 hours
- Lumens:
12 x 1038 lumens delivered (pearl glass)
- Power Supply:
TRIAC/0-10V, DALI

COLOUR TEMPERATURE



CERTIFICATIONS



* APPLICATION: DRY INDOOR LOCATION ONLY

MATERIALS

- Glass
- Aluminum

CANOPY DIMENSIONS

- Ø 96cm / 37.5"
- Canopy weight: 22kg / 49lbs
- Hang weight: 82g / 181lbs

CANOPY FINISHES



WHITE (WH)

BLACK (BK)

SATIN METAL (SM)



FOR CUSTOM FINISHES,
PLEASE INQUIRE.

CUSTOM AVAILABLE

Pebble Chandelier can be expanded further than the shown options.
For custom arrangements and special projects, please contact info@a-n-d.com

PENDANT / DESIGNER: LUKAS PEET / 2021

MANUFACTURED IN CANADA

A-N-D.COM

CLUSTER

☐ PEB-CHA-12-P-CL- - - - -



88m:34.6"

MAX.
320cm
126"

MIN.
480cm
189"

MIN.
40cm
.....
15.75

2/2 MODIFIED: 10/19/23
©2024 ANDSTUDIOS INC.
ALL RIGHTS RESERVED



1951 Franklin St
Vancouver, B.C.
Canada V5L 0C7

+1 604 563 6938
info@a-n-d.com
a-n-d.com